


4592 m.

# GRANDE PRÉMIO TISSOT DE PORTUGAL

## Practice Nr. 1

### Classification

3

	Rider	Nation	Team	Motorcycle	Time	Lap Total	Gap	Top Speed
1	73 Alex MARQUEZ	SPA	Gresini Racing MotoGP	DUCATI	<b>1'38.782</b>	12 15		<b>339.6</b>
2	36 Joan MIR	SPA	Repsol Honda Team	HONDA	<b>1'38.827</b>	13 14	0.045 0.045	<b>336.4</b>
3	10 Luca MARINI	ITA	Mooney VR46 Racing Team	DUCATI	<b>1'38.922</b>	18 20	0.140 0.095	<b>338.5</b>
4	72 Marco BEZZECCHI	ITA	Mooney VR46 Racing Team	DUCATI	<b>1'39.018</b>	16 17	0.236 0.096	<b>338.5</b>
5	5 Johann ZARCO	FRA	Prima Pramac Racing	DUCATI	<b>1'39.068</b>	16 16	0.286 0.050	<b>339.6</b>
6	12 Maverick VIÑALES	SPA	Aprilia Racing	APRILIA	<b>1'39.180</b>	15 16	0.398 0.112	<b>342.8</b>
7	89 Jorge MARTIN	SPA	Prima Pramac Racing	DUCATI	<b>1'39.206</b>	7 16	0.424 0.026	<b>340.6</b>
8	20 Fabio QUARTARARO	FRA	Monster Energy Yamaha MotoGP	YAMAHA	<b>1'39.281</b>	16 16	0.499 0.075	<b>338.5</b>
9	1 Francesco BAGNAIA	ITA	Ducati Lenovo Team	DUCATI	<b>1'39.475</b>	10 16	0.693 0.194	<b>340.6</b>
10	93 Marc MARQUEZ	SPA	Repsol Honda Team	HONDA	<b>1'39.537</b>	11 14	0.755 0.062	<b>336.4</b>
11	41 Aleix ESPARGARO	SPA	Aprilia Racing	APRILIA	<b>1'39.552</b>	11 13	0.770 0.015	<b>337.5</b>
12	43 Jack MILLER	AUS	Red Bull KTM Factory Racing	KTM	<b>1'39.558</b>	14 17	0.776 0.006	<b>339.6</b>
13	42 Alex RINS	SPA	LCR Honda CASTROL	HONDA	<b>1'39.595</b>	14 14	0.813 0.037	<b>337.5</b>
14	21 Franco MORBIDELLI	ITA	Monster Energy Yamaha MotoGP	YAMAHA	<b>1'39.629</b>	12 13	0.847 0.034	<b>337.5</b>
15	23 Enea BASTIANINI	ITA	Ducati Lenovo Team	DUCATI	<b>1'39.682</b>	13 14	0.900 0.053	<b>335.4</b>
16	88 Miguel OLIVEIRA	POR	CryptoDATA RNF MotoGP Team	APRILIA	<b>1'39.794</b>	14 15	1.012 0.112	<b>338.5</b>
17	25 Raul FERNANDEZ	SPA	CryptoDATA RNF MotoGP Team	APRILIA	<b>1'39.894</b>	11 13	1.112 0.100	<b>336.4</b>
18	30 Takaaki NAKAGAMI	JPN	LCR Honda IDEMITSU	HONDA	<b>1'40.059</b>	14 14	1.277 0.165	<b>334.3</b>
19	37 Augusto FERNANDEZ	SPA	GASGAS Factory Racing Tech3	KTM	<b>1'40.203</b>	12 17	1.421 0.144	<b>339.6</b>
20	44 Pol ESPARGARO	SPA	GASGAS Factory Racing Tech3	KTM	<b>1'40.471</b>	11 12	1.689 0.268	<b>338.5</b>
21	49 Fabio DI GIANNANTONIO	ITA	Gresini Racing MotoGP	DUCATI	<b>1'40.477</b>	12 13	1.695 0.006	<b>332.3</b>
22	33 Brad BINDER	RSA	Red Bull KTM Factory Racing	KTM	<b>1'40.986</b>	15 15	2.204 0.509	<b>336.4</b>

Practice condition: Dry

Air: 17°

Humidity: 72%

Ground: 21°

<b>Fastest Lap:</b>	Lap: 12	<b>Alex MARQUEZ</b>	<b>1'38.782</b>	167.3 Km/h
<b>Best Race Lap:</b>	2022	<b>Fabio QUARTARARO</b>	<b>1'39.435</b>	166.2 Km/h
<b>All Time Lap Record:</b>	2021	<b>Francesco BAGNAIA</b>	<b>1'38.725</b>	167.4 Km/h

The results are provisional until the end of the limit for protest and appeals.

Time limit for protest expires 30' after publication of the results - ..... Time: .....

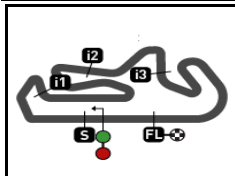
These data/results cannot be reproduced, stored and/or transmitted in whole or in part by any manner of electronic, mechanical, photocopying, recording, broadcasting or otherwise now known or herein after developed without the previous express consent by the copyright owner, except for reproduction in daily press and regular printed publications on sale to the public within 60 days of the event related to those data/results and always provided that copyright symbol appears together as follows below.

© DORNA, 2023

Official MotoGP Timing by TISSOT  
www.motogp.com

Portimao, Friday, March 24, 2023





4592 m.

# GRANDE PRÉMIO TISSOT DE PORTUGAL

## Practice Nr. 1

### Top Speed & Average

4



Rider	Nation	Motorcycle	Top 5 speeds					Average	Top
12 <b>Maverick VIÑALES</b>	<b>SPA</b>	APRILIA	342.8	339.6	339.6	338.5	338.5	339.8	<b>342.8</b>
1 <b>Francesco BAGNAIA</b>	<b>ITA</b>	DUCATI	340.6	339.6	337.5	337.5	336.4	337.8	<b>340.6</b>
89 <b>Jorge MARTIN</b>	<b>SPA</b>	DUCATI	340.6	338.5	336.4	336.4	336.4	337.5	<b>340.6</b>
5 <b>Johann ZARCO</b>	<b>FRA</b>	DUCATI	339.6	337.5	337.5	337.5	334.3	337.3	<b>339.6</b>
37 <b>Augusto FERNANDEZ</b>	<b>SPA</b>	KTM	339.6	336.4	334.3	333.3	333.3	335.4	<b>339.6</b>
43 <b>Jack MILLER</b>	<b>AUS</b>	KTM	339.6	339.6	337.5	337.5	336.4	338.1	<b>339.6</b>
73 <b>Alex MARQUEZ</b>	<b>SPA</b>	DUCATI	339.6	338.5	337.5	337.5	336.4	337.7	<b>339.6</b>
10 <b>Luca MARINI</b>	<b>ITA</b>	DUCATI	338.5	335.4	334.3	333.3	333.3	334.7	<b>338.5</b>
20 <b>Fabio QUARTARARO</b>	<b>FRA</b>	YAMAHA	338.5	336.4	336.4	335.4	335.4	336.1	<b>338.5</b>
44 <b>Poi ESPARGARO</b>	<b>SPA</b>	KTM	338.5	338.5	337.5	336.4	336.4	337.2	<b>338.5</b>
72 <b>Marco BEZZECCHI</b>	<b>ITA</b>	DUCATI	338.5	337.5	336.4	336.4	336.4	336.9	<b>338.5</b>
88 <b>Miguel OLIVEIRA</b>	<b>POR</b>	APRILIA	338.5	338.5	337.5	336.4	336.4	337.2	<b>338.5</b>
21 <b>Franco MORBIDELLI</b>	<b>ITA</b>	YAMAHA	337.5	337.5	336.4	335.4	334.3	335.7	<b>337.5</b>
41 <b>Aleix ESPARGARO</b>	<b>SPA</b>	APRILIA	337.5	337.5	337.5	337.5	336.4	337.1	<b>337.5</b>
42 <b>Alex RINS</b>	<b>SPA</b>	HONDA	337.5	334.3	333.3	332.3	331.2	333.3	<b>337.5</b>
25 <b>Raul FERNANDEZ</b>	<b>SPA</b>	APRILIA	336.4	334.3	334.3	334.3	333.3	334.5	<b>336.4</b>
33 <b>Brad BINDER</b>	<b>RSA</b>	KTM	336.4	335.4	335.4	334.3	334.3	334.8	<b>336.4</b>
36 <b>Joan MIR</b>	<b>SPA</b>	HONDA	336.4	331.2	329.2	329.2	329.2	330.4	<b>336.4</b>
93 <b>Marc MARQUEZ</b>	<b>SPA</b>	HONDA	336.4	334.3	334.3	333.3	332.3	333.8	<b>336.4</b>
23 <b>Enea BASTIANINI</b>	<b>ITA</b>	DUCATI	335.4	334.3	333.3	333.3	333.3	333.8	<b>335.4</b>
30 <b>Takaaki NAKAGAMI</b>	<b>JPN</b>	HONDA	334.3	334.3	334.3	334.3	333.3	334.1	<b>334.3</b>
49 <b>Fabio DI GIANNANTONIO</b>	<b>ITA</b>	DUCATI	332.3	332.3	331.2	330.2	330.2	331.2	<b>332.3</b>

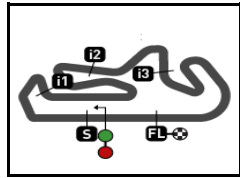
These data/results cannot be reproduced, stored and/or transmitted in whole or in part by any manner of electronic, mechanical, photocopying, recording, broadcasting or otherwise now known or herein after developed without the previous express consent by the copyright owner, except for reproduction in daily press and regular printed publications on sale to the public within 60 days of the event related to those data/results and always provided that copyright symbol appears together as follows below.

© DORNA, 2023

Official MotoGP Timing by TISSOT  
www.motogp.com



Portimao, Friday, March 24, 2023



**GRANDE PRÉMIO TISSOT DE PORTUGAL**  
**Practice Nr. 1**  
**Chronological Analysis of Performances**

**5**

* Lap / Sector time cancelled						T1 Time from finish line to 1st intermediate						T3 Time from 2nd intermed. to 3rd intermed.					
P Crossing the finish line in pit lane						T2 Time from 1st intermed. to 2nd intermed.						T4 Time from 3rd intermediate to finish line					
Lap	Lap Time	T1	T2	T3	T4	Speed	Lap	Lap Time	T1	T2	T3	T4	Speed				
<b>1st</b>	<b>73</b>	<b>Alex MARQUEZ</b> Gresini Racing MotoGP SPA				10	<b>1'40.971</b>	20.834	32.217	15.561	32.359	331.2					
		Runs=3 Total laps=15 Full laps=11 Valid laps=10				11	<b>1'59.800</b>	28.110	36.613	17.441	37.636	331.2					
1	3'16.239 P	19.796	51.746	23.210	56.125		12	<b>1'50.958</b>	20.918	38.263	16.130	35.647	332.3				
2	13'25.716	14.120	36.530	17.137	34.526		13	<b>1'40.410</b>	20.896	32.254	15.309	31.951	333.3				
3	1'45.203 *	21.843	34.169*	16.036	33.155	333.3	14	2'02.966 P	20.628	35.554	16.761	50.023	332.3				
4	<b>1'41.755</b>	21.010	32.644	15.583	32.518	334.3	15	8'03.436	14.244	33.774	15.602	32.260					
5	<b>1'40.921</b>	20.830	32.260	15.474	32.357	335.4	16	<b>1'40.759</b>	21.223	32.272	15.384	31.880	334.3				
6	<b>1'40.188</b>	20.808	31.905	15.386	32.089	333.3	17	<b>1'38.924</b>	20.489	31.686	15.171	31.578	333.3				
7	<b>1'39.629</b>	20.609	31.758	15.241	32.021	336.4	18	<b>1'38.922</b>	20.444	31.670	15.161	31.647	335.4				
8	<b>1'47.375</b>	24.439	33.791	16.162	32.983	336.4	19	<b>1'38.946</b>	20.507	31.633	15.068	31.738	333.3				
9	2'01.523 P	21.099	33.707	17.708	49.009	334.3	20	<b>1'56.576</b>	29.438	35.664	17.709	33.765	330.2				
10	8'59.475	13.117	35.588	15.568	32.300												
11	<b>1'39.396</b>	20.691	31.765	15.216	31.724	335.4											
12	<b>1'38.782</b>	20.525	31.514	15.160	31.583	337.5											
13	<b>1'43.951</b>	22.615	33.995	15.319	32.022	339.6											
14	<b>1'39.119</b>	20.498	31.697	15.184	31.740	338.5											
15	<b>1'39.258</b>	20.543	31.607	15.207	31.901	337.5											
<b>2nd</b>	<b>36</b>	<b>Joan MIR</b> Repsol Honda Team SPA				<b>4th</b>	<b>72</b>	<b>Marco BEZZECCHI</b> Mooney VR46 Racing ITA									
		Runs=3 Total laps=14 Full laps=10 Valid laps=9						Runs=3 Total laps=17 Full laps=12 Valid laps=12									
1	3'28.906 P	17.315	46.663	23.791	58.260		1	2'15.270	15.236	40.083	20.885	38.358					
2	13'25.964	13.932	36.097	16.915	34.381		2	<b>1'58.744</b>	25.293	40.057	18.256	35.138	334.3				
3	1'44.025 *	21.965	33.483*	15.878	32.699	329.2	3	<b>1'56.564</b>	26.235	38.519	17.389	34.421	334.3				
4	<b>1'41.366</b>	21.140	32.465	15.442	32.319	329.2	4	<b>1'49.000</b>	23.151	35.733	16.500	33.616	336.4				
5	<b>1'41.009</b>	20.949	32.132	15.329	32.599	328.2	5	2'13.108 P	26.274	37.314	17.317	52.203	332.3				
6	<b>1'41.988</b>	21.539	32.656	15.508	32.285	336.4	6	7'24.313	13.978	35.301	16.541	33.475					
7	<b>1'40.245</b>	20.796	31.886	15.288	32.275	329.2	7	<b>1'43.600</b>	21.455	33.666	15.832	32.647	335.4				
8	<b>1'40.041</b>	20.774	31.919	15.262	32.086	331.2	8	<b>1'43.343</b>	20.894	32.572	17.313	32.564	335.4				
9	2'04.715 P	22.102	37.059	15.911	49.643	328.2	9	<b>1'40.577</b>	20.884	32.087	15.429	32.177	335.4				
10	9'37.258	13.268	34.205	15.599	32.205		10	<b>1'40.213</b>	20.826	31.965	15.360	32.062	336.4				
11	<b>1'39.411</b>	20.763	31.755	15.118	31.775	329.2	11	<b>1'40.102</b>	20.653	31.920	15.341	32.188	336.4				
12	<b>1'38.933</b>	20.558	31.419	15.092	31.864	329.2	12	2'03.285 P	20.622	36.172	16.273	50.218	336.4				
13	<b>1'38.827</b>	20.568	31.545	14.968	31.746	328.2	13	11'41.039	19.477	34.673	15.789	34.547					
14	<b>1'47.227</b>	23.381	33.250	16.009	34.587	329.2	14	<b>1'45.136</b>	25.526	32.211	15.274	32.125	335.4				
							15	<b>1'39.218</b>	20.398	31.563	15.547	31.710	337.5				
							16	<b>1'39.018</b>	20.529	31.606	15.144	31.739	338.5				
							17	<b>1'39.106</b>	20.588	31.611	15.136	31.771	336.4				
<b>3rd</b>	<b>10</b>	<b>Luca MARINI</b> Mooney VR46 Racing ITA				<b>5th</b>	<b>5</b>	<b>Johann ZARCO</b> Prima Pramac Racing FRA									
		Runs=3 Total laps=20 Full laps=15 Valid laps=15						Runs=4 Total laps=16 Full laps=9 Valid laps=9									
1	2'14.996	14.470	40.168	19.563	37.943		1	2'19.450	16.149	38.045	17.509	35.656					
2	<b>1'59.092</b>	25.797	39.111	18.284	35.900	328.2	2	<b>1'54.483</b>	24.210	36.898	17.732	35.643	325.3				
3	<b>1'53.818</b>	24.922	37.297	16.917	34.682	325.3	3	2'10.700 P	24.579	36.551	17.283	52.287	324.3				
4	2'07.251 P	23.310	36.344	17.051	50.546	329.2	4	6'01.651	14.625	36.401	16.952	36.074					
5	5'32.019	14.254	36.700	16.893	34.153		5	<b>1'50.937</b>	23.056	35.384	16.822	35.675	324.3				
6	<b>1'44.840</b>	21.828	33.887	15.987	33.138	329.2	6	2'12.639 P	24.290	37.671	18.735	51.943	323.3				
7	<b>1'43.559</b>	21.460	32.994	16.253	32.852	330.2	7	7'50.807	15.314	39.715	16.873	33.545					
8	<b>1'44.878</b>	22.039	34.265	15.761	32.813	338.5	8	<b>1'44.479</b>	21.746	33.346	15.958	33.429	330.2				
9	<b>1'41.345</b>	21.103	32.358	15.533	32.351	331.2	9	<b>1'40.630</b>	21.051	32.218	15.370	31.991	339.6				
							10	<b>1'39.845</b>	20.892	31.904	15.160	31.889	333.3				
							11	2'01.601 P	21.547	34.561	15.872	49.621	334.3				
							12	7'08.402	12.931	33.657	15.734	32.207					

<b>Fastest Lap:</b>	Alex MARQUEZ	Gresini Racing MotoGP SPA	<b>1'38.782</b>	20.525	31.514	15.160	31.583
---------------------	--------------	---------------------------	-----------------	--------	--------	--------	--------

These data/results cannot be reproduced, stored and/or transmitted in whole or in part by any manner of electronic, mechanical, photocopying, recording, broadcasting or otherwise now known or herein after developed without the previous express consent by the copyright owner, except for reproduction in daily press and regular printed publications on sale to the public within 60 days of the event related to those data/results and always provided that copyright symbol appears together as follows below.  
 © DORNA, 2023



## Practice Nr. 1

MotoGP

Lap	Lap Time	T1	T2	T3	T4	Speed	Lap	Lap Time	T1	T2	T3	T4	Speed
13	<b>1'40.418</b>	20.858	32.174	15.286	32.100	333.3	12	<b>1'40.127</b>	20.888	32.122	15.268	31.849	331.2
14	<b>1'39.372</b>	20.725	31.761	15.211	31.675	337.5	13	<b>1'39.639</b>	20.773	31.883	15.177	31.806	333.3
15	<b>1'39.429</b>	20.737	31.860	15.102	31.730	337.5	14	<b>1'39.821</b>	20.686	31.891	15.212	32.032	335.4
16	<b>1'39.068</b>	20.684	31.701	15.085	31.598	337.5	15	<b>1'44.526</b>	24.224	32.808	15.435	32.059	333.3
<b>6th 12 Maverick VIÑALES</b> Aprilia Racing SPA Runs=3 Total laps=16 Full laps=12 Valid laps=12							<b>9th 1 Francesco BAGNAI</b> Ducati Lenovo Team ITA Runs=3 Total laps=16 Full laps=12 Valid laps=12						
1	3'17.844 P	17.176	46.959	22.757	59.387		1	3'30.617 P	18.172	46.374	22.841	55.472	
2	14'16.099	14.484	36.946	17.853	35.128		2	11'44.557 P	15.441	39.754	18.923	51.307	
3	<b>1'47.862</b>	22.792	35.120	16.596	33.354	334.3	3	8'19.261	14.216	35.265	17.754	35.073	
4	<b>1'43.000</b>	21.533	33.287	15.818	32.362	339.6	4	<b>1'44.391</b>	22.071	33.607	15.831	32.882	335.4
5	<b>1'40.531</b>	20.912	32.221	15.446	31.952	342.8	5	<b>1'41.494</b>	21.168	32.485	15.413	32.428	335.4
6	<b>1'41.950</b>	21.718	32.786	15.419	32.027	339.6	6	<b>1'40.279</b>	20.774	32.106	15.329	32.070	337.5
7	<b>1'40.207</b>	20.842	31.989	15.410	31.966	336.4	7	<b>1'39.642</b>	20.668	31.790	15.182	32.002	335.4
8	<b>1'39.856</b>	20.817	31.858	15.305	31.876	338.5	8	<b>1'42.899</b>	21.766	33.328	15.630	32.175	336.4
9	1'58.362 P	20.803	31.730	15.231	50.598	338.5	9	<b>1'39.666</b>	20.642	31.827	15.200	31.997	334.3
10	6'30.305	12.548	33.379	15.916	32.438		10	<b>1'39.475</b>	20.631	31.719	15.145	31.980	336.4
11	<b>1'40.907</b>	20.881	32.396	15.509	32.121	334.3	11	<b>1'44.548</b>	23.150	33.316	15.550	32.532	335.4
12	<b>1'39.654</b>	20.824	31.744	15.270	31.816	335.4	12	<b>1'40.024</b>	20.719	31.860	15.225	32.220	335.4
13	<b>1'39.504</b>	20.751	31.693	15.200	31.860	336.4	13	<b>1'39.526</b>	20.651	31.761	15.122	31.992	340.6
14	<b>1'39.382</b>	20.638	31.618	15.184	31.942	336.4	14	<b>1'45.351</b>	20.711	31.766	18.000	34.874	339.6
15	<b>1'39.180</b>	20.621	31.651	15.162	31.746	335.4	15	<b>1'46.064</b>	20.604	37.307	15.761	32.392	336.4
16	<b>1'47.517</b>	22.343	32.674	17.957	34.543	334.3	16	1'47.567 P	20.672	31.710	15.138	40.047	337.5
<b>7th 89 Jorge MARTIN</b> Prima Pramac Racing SPA Runs=3 Total laps=16 Full laps=12 Valid laps=11							<b>10th 93 Marc MARQUEZ</b> Repsol Honda Team SPA Runs=3 Total laps=14 Full laps=10 Valid laps=9						
1	8'54.173 P	15.670	39.755	18.886	53.279		1	3'15.598 P	18.459	50.830	22.153	55.632	
2	7'54.140	14.181	35.847	16.665	33.561		2	13'29.270	13.693	35.925	16.596	33.366	
3	1'41.823 *	21.424	32.734*	15.482	32.183	333.3	3	1'43.001 *	21.625	33.391*	15.597	32.388	329.2
4	<b>1'40.396</b>	20.858	32.192	15.294	32.052	336.4	4	<b>1'41.678</b>	21.178	32.449	15.333	32.718	329.2
5	<b>1'39.819</b>	20.906	31.823	15.140	31.950	336.4	5	<b>1'40.348</b>	20.974	31.921	15.243	32.210	332.3
6	<b>1'40.659</b>	20.948	32.361	15.290	32.060	340.6	6	<b>1'41.380</b>	21.202	32.693	15.318	32.167	334.3
7	<b>1'39.206</b>	20.723	31.598	15.098	31.787	336.4	7	<b>1'39.599</b>	20.890	31.681	15.091	31.937	336.4
8	<b>1'51.008</b>	24.085	35.836	18.869	32.218	336.4	8	2'02.005 P	22.857	33.901	15.956	49.291	332.3
9	1'59.189 P	20.772	31.757	16.029	50.631	338.5	9	9'50.645	13.627	34.650	16.166	33.277	
10	7'25.677	13.762	33.769	15.994	33.240		10	<b>1'42.176</b>	21.372	33.312	15.484	32.008	328.2
11	<b>1'43.711</b>	21.012	32.074	17.887	32.738	332.3	11	<b>1'39.537</b>	20.841	31.742	15.069	31.885	333.3
12	<b>1'43.010</b>	20.847	31.890	15.255	35.018	332.3	12	<b>1'39.578</b>	20.810	31.519	15.144	32.105	334.3
13	<b>1'39.684</b>	20.681	31.814	15.150	32.039	335.4	13	<b>1'45.006</b>	21.476	33.903	16.110	33.517	331.2
14	<b>1'39.936</b>	20.798	31.729	15.452	31.957	332.3	14	<b>1'39.969</b>	20.878	31.819	15.133	32.139	331.2
15	<b>1'42.283</b>	20.706	31.686	16.115	33.776	332.3	<b>11th 41 Aleix ESPARGARO</b> Aprilia Racing SPA Runs=4 Total laps=13 Full laps=7 Valid laps=7						
16	<b>1'48.025</b>	23.417	35.040	15.764	33.804	332.3	1	3'54.731 P	18.988	48.399	22.579	57.801	
<b>8th 20 Fabio QUARTARAR</b> Monster Energy Yama FRA Runs=3 Total laps=16 Full laps=12 Valid laps=11							2	15'58.407	13.901	37.015	16.945	33.837	
1	3'26.889 P	16.926	45.088	24.236	1'00.543		3	<b>1'43.467</b>	21.544	33.482	15.814	32.627	336.4
2	13'26.209	14.135	36.581	17.034	34.262		4	<b>1'43.988</b>	21.079	32.431	18.050	32.428	333.3
3	1'43.773 *	21.750	33.569*	15.845	32.609	332.3	5	<b>1'40.601</b>	20.959	32.202	15.511	31.929	337.5
4	<b>1'41.340</b>	21.219	32.439	15.499	32.183	335.4	6	<b>1'39.906</b>	20.763	31.938	15.371	31.834	337.5
5	<b>1'41.840</b>	21.005	32.308	15.806	32.721	334.3	7	1'59.960 P	20.819	33.024	16.800	49.317	332.3
6	<b>1'40.228</b>	20.891	32.122	15.330	31.885	336.4	8	6'46.286	14.231	35.024	15.886	32.803	
7	<b>1'39.886</b>	20.758	31.943	15.277	31.908	334.3	9	<b>1'41.197</b>	21.062	32.606	15.491	32.038	333.3
8	<b>1'40.212</b>	20.839	31.925	15.261	32.187	336.4	10	<b>1'39.785</b>	20.775	31.983	15.221	31.806	336.4
9	<b>1'49.423</b>	22.377	39.388	15.546	32.112	338.5	11	<b>1'39.552</b>	20.719	31.849	15.208	31.776	337.5
10	1'57.761 P	20.827	32.158	15.370	49.406	335.4	12	2'04.033 P	22.747	34.809	16.438	50.039	337.5
11	6'40.835	15.355	34.822	15.981	32.552		<b>Fastest Lap:</b> Alex MARQUEZ Gresini Racing MotoG SPA <b>1'38.782</b> 20.525 31.514 15.160 31.583						

These data/results cannot be reproduced, stored and/or transmitted in whole or in part by any manner of electronic, mechanical, photocopying, recording, broadcasting or otherwise now known or herein after developed without the previous express consent by the copyright owner, except for reproduction in daily press and regular printed publications on sale to the public within 60 days of the event related to those data/results and always provided that copyright symbol appears together as follows below.  
© DORNA, 2023

Official MotoGP Timing by TISSOT  
www.motogp.com

Portimao, Friday, March 24, 2023

Page 2 of 4



## Practice Nr. 1

MotoGP

Lap	Lap Time	T1	T2	T3	T4	Speed	Lap	Lap Time	T1	T2	T3	T4	Speed		
13	3'50.144	13.714	35.295	19.153	34.732		<b>15th 23</b>	<b>Enea BASTIANINI</b>	Ducati Lenovo Team	ITA	Runs=3	Total laps=14	Full laps=10	Valid laps=10	
<b>12th 43</b>	<b>Jack MILLER</b>	Red Bull KTM Factory		AUS	Runs=3	Total laps=17	Full laps=13	Valid laps=13	1	3'51.076	P	17.561	47.193	21.339	56.059
1	2'51.730	P	17.753	45.401	21.762	55.220	2	16'03.135	13.744	35.756	16.612	34.278			
2	9'53.887	14.766	38.614	17.330	34.918		3	<b>1'42.701</b>	21.455	32.988	15.703	32.555	332.3		
3	<b>1'46.120</b>	22.482	34.300	16.121	33.217	331.2	4	<b>1'41.344</b>	21.059	32.363	15.561	32.361	<b>335.4</b>		
4	<b>1'43.318</b>	21.659	33.202	15.756	32.701	333.3	5	<b>1'40.523</b>	20.963	31.988	15.361	32.211	331.2		
5	<b>1'41.895</b>	21.414	32.491	15.608	32.382	334.3	6	<b>1'40.344</b>	20.808	31.884	15.509	32.143	332.3		
6	<b>1'41.520</b>	21.155	32.408	15.539	32.418	335.4	7	<b>1'39.966</b>	20.808	31.900	15.300	31.958	333.3		
7	<b>1'49.098</b>	25.367	35.592	15.675	32.464	332.3	8	<b>1'40.058</b>	20.768	32.002	<b>15.238</b>	32.050	333.3		
8	<b>1'40.456</b>	20.919	32.073	15.296	32.168	335.4	9	<b>1'40.103</b>	20.748	31.985	15.260	32.110	332.3		
9	<b>1'54.586</b>	28.607	35.520	17.651	32.808	333.3	10	1'59.269	P	22.056	32.687	15.616	48.910	331.2	
10	1'58.508	P	20.929	32.191	15.437	49.951	336.4	11	6'34.440	15.178	33.953	16.016	33.263		
11	8'21.923	14.057	34.944	17.052	38.645		12	<b>1'39.976</b>	20.872	31.980	15.260	<b>31.864</b>	333.3		
12	<b>1'46.678</b>	22.624	34.414	17.406	32.234	334.3	13	<b>1'39.682</b>	<b>20.683</b>	31.813	15.248	31.938	333.3		
13	<b>1'39.849</b>	20.796	31.923	15.280	<b>31.850</b>	337.5	14	<b>1'39.748</b>	20.791	<b>31.651</b>	15.255	32.051	334.3		
14	<b>1'39.558</b>	<b>20.717</b>	<b>31.723</b>	<b>15.126</b>	31.992	<b>339.6</b>	<b>16th 88</b>	<b>Miguel OLIVEIRA</b>	CryptoDATA RNF Mot	POR	Runs=3	Total laps=15	Full laps=11	Valid laps=11	
15	<b>1'47.246</b>	21.792	35.548	16.231	33.675	339.6	1	4'07.015	P	18.790	46.943	21.800	55.134		
16	<b>1'46.416</b>	22.347	35.898	15.891	32.280	330.2	2	13'07.555	14.564	37.986	18.023	35.333			
17	<b>1'41.073</b>	20.833	31.851	15.663	32.726	337.5	3	<b>1'47.073</b>	22.161	35.626	16.322	32.964	331.2		
<b>13th 42</b>	<b>Alex RINS</b>	LCR Honda CASTRO		SPA	Runs=2	Total laps=14	Full laps=11	Valid laps=11	4	<b>1'41.059</b>	21.086	32.449	15.471	32.053	337.5
1	17'17.207	14.304	37.827	17.582	33.979		5	<b>1'40.305</b>	20.965	32.021	15.354	<b>31.965</b>	<b>338.5</b>		
2	<b>1'46.889</b>	21.999	35.489	16.180	33.221	328.2	6	<b>1'40.391</b>	21.009	31.958	15.402	32.022	338.5		
3	<b>1'43.035</b>	21.325	33.364	15.726	32.620	333.3	7	<b>1'40.034</b>	20.810	31.814	15.303	32.107	334.3		
4	<b>1'41.677</b>	21.182	32.571	15.459	32.465	331.2	8	2'00.291	P	21.597	33.443	16.321	48.930	336.4	
5	<b>1'41.545</b>	21.273	32.448	15.457	32.367	332.3	9	7'21.901	15.230	34.005	16.828	35.943			
6	<b>1'40.649</b>	20.988	32.137	15.290	32.234	329.2	10	<b>1'41.430</b>	21.199	32.408	15.513	32.310	335.4		
7	2'02.541	P	21.892	33.807	16.325	50.517	330.2	11	<b>1'40.179</b>	20.842	31.926	15.295	32.116	335.4	
8	7'50.055	12.950	33.717	15.860	32.732		12	<b>1'44.502</b>	22.121	33.926	15.828	32.627	335.4		
9	<b>1'40.881</b>	21.022	32.324	15.335	32.200	326.2	13	<b>1'39.916</b>	<b>20.751</b>	31.764	15.287	32.114	336.4		
10	<b>1'40.130</b>	20.811	32.098	15.222	31.999	330.2	14	<b>1'39.794</b>	20.751	31.725	<b>15.221</b>	32.097	336.4		
11	<b>1'39.968</b>	20.785	31.945	15.221	32.017	329.2	15	<b>1'41.481</b>	20.833	<b>31.724</b>	16.804	32.120	336.4		
12	<b>1'43.792</b>	21.463	32.931	15.664	33.734	331.2	<b>17th 25</b>	<b>Raul FERNANDEZ</b>	CryptoDATA RNF Mot	SPA	Runs=3	Total laps=13	Full laps=9	Valid laps=9	
13	<b>1'44.507</b>	20.873	36.100	15.521	32.013	334.3	1	3'59.902	P	18.628	47.632	21.986	58.426		
14	<b>1'39.595</b>	<b>20.750</b>	<b>31.821</b>	<b>15.182</b>	<b>31.842</b>	<b>337.5</b>	2	13'59.144	14.965	37.340	18.835	33.812			
<b>14th 21</b>	<b>Franco MORBIDELL</b>	Monster Energy Yama		ITA	Runs=3	Total laps=13	Full laps=8	Valid laps=8	3	<b>1'43.093</b>	21.883	33.222	15.592	32.396	332.3
1	2'07.346	15.224	40.444	20.346	37.495		4	<b>1'40.520</b>	21.041	32.006	15.295	32.178	333.3		
2	3'05.872	P	26.533	1'13.565	26.518	59.256	321.4	5	<b>1'40.701</b>	20.902	31.950	15.348	32.501	334.3	
3	16'47.843	18.333	36.660	17.125	34.051		6	<b>1'40.213</b>	20.880	31.903	15.236	32.194	331.2		
4	<b>1'42.540</b>	21.570	33.156	15.586	32.228	334.3	7	<b>1'45.276</b>	24.230	32.622	15.841	32.583	332.3		
5	<b>1'40.557</b>	21.026	32.104	15.404	32.023	336.4	8	1'59.271	P	20.931	33.458	15.970	48.912	332.3	
6	<b>1'40.065</b>	20.955	31.854	15.336	<b>31.920</b>	<b>337.5</b>	9	9'48.349	13.936	34.603	15.749	32.657			
7	<b>1'48.125</b>	21.442	37.770	16.173	32.740	335.4	10	<b>1'43.371</b>	23.300	32.403	15.447	32.221	332.3		
8	<b>1'39.953</b>	20.826	31.893	15.285	31.949	332.3	11	<b>1'39.894</b>	20.886	<b>31.790</b>	<b>15.202</b>	<b>32.016</b>	334.3		
9	2'03.081	P	22.511	35.119	16.229	49.222	332.3	12	<b>1'41.530</b>	<b>20.844</b>	31.839	15.929	32.918	334.3	
10	8'04.996	13.052	33.188	15.639	32.326		13	<b>1'43.369</b>	23.340	32.274	15.490	32.265	<b>336.4</b>		
11	<b>1'39.963</b>	20.970	31.836	15.224	31.933	337.5	<b>18th 30</b>	<b>Takaaki NAKAGAMI</b>	LCR Honda IDEMITS	JPN	Runs=2	Total laps=14	Full laps=11	Valid laps=11	
12	<b>1'39.629</b>	20.750	<b>31.718</b>	<b>15.222</b>	31.939	334.3	1	17'34.182	15.272	39.867	17.633	35.060			
13	<b>1'46.532</b>	<b>20.671</b>	36.659	16.215	32.987	334.3	2	<b>1'47.425</b>	22.879	35.443	16.108	32.995	327.2		
							3	<b>1'43.544</b>	21.584	33.824	15.695	32.441	329.2		

**Fastest Lap:** Alex MARQUEZ Gresini Racing MotoG SPA **1'38.782** 20.525 31.514 15.160 31.583

These data/results cannot be reproduced, stored and/or transmitted in whole or in part by any manner of electronic, mechanical, photocopying, recording, broadcasting or otherwise now known or herein after developed without the previous express consent by the copyright owner, except for reproduction in daily press and regular printed publications on sale to the public within 60 days of the event related to those data/results and always provided that copyright symbol appears together as follows below.  
© DORNA, 2023



## Practice Nr. 1

MotoGP

Lap	Lap Time	T1	T2	T3	T4	Speed	Lap	Lap Time	T1	T2	T3	T4	Speed
4	1'40.551	21.035	32.210	15.339	31.967	334.3	7	1'42.250	21.090	32.482	15.828	32.850	328.2
5	1'42.497	21.137	33.647	15.433	32.280	334.3	8	1'41.992	21.223	32.493	15.594	32.682	329.2
6	1'45.700	21.015	32.165	16.956	35.564	331.2	9	2'02.666 P	22.257	33.339	17.275	49.795	330.2
7	2'00.493 P	21.128	33.391	16.368	49.606	333.3	10	4'38.473	15.571	33.915	15.886	32.834	
8	7'46.397	13.472	35.941	16.587	33.737		11	1'41.180	21.021	32.290	15.435	32.434	332.3
9	1'42.965	21.356	33.396	15.652	32.561	327.2	12	1'40.477	20.888	31.997	15.400	32.192	332.3
10	1'40.723	21.020	32.157	15.364	32.182	329.2	13	1'45.164	20.933	32.054	15.498	36.679	331.2
11	1'52.441	22.648	37.642	17.019	35.132	328.2							
12	1'44.077	21.298	35.047	15.446	32.286	334.3							
13	1'40.413	20.926	32.134	15.297	32.056	334.3							
14	1'40.059	20.915	31.898	15.249	31.997	331.2							

**22nd 33 Brad BINDER** Red Bull KTM Factory RSA  
Runs=3 Total laps=15 Full laps=11 Valid laps=11

1	3'27.782 P	20.912	52.753	25.674	1'01.306	
2	13'47.397	17.199	42.180	18.812	35.638	
3	1'50.090	23.426	36.493	16.725	33.446	335.4
4	1'49.201	22.558	34.400	16.457	35.786	336.4
5	1'44.729	21.882	33.770	16.073	33.004	333.3
6	1'51.281	28.081	34.360	15.782	33.058	334.3
7	1'42.078	21.092	32.642	15.600	32.744	334.3
8	2'09.650 P	25.644	36.265	16.363	51.378	334.3
9	7'27.572	14.101	34.759	16.255	34.041	
10	1'42.650	21.227	32.930	15.677	32.816	333.3
11	1'45.676	21.075	32.614	19.124	32.863	335.4
12	1'42.003	21.184	32.693	15.661	32.465	331.2
13	1'41.209	20.888	32.403	15.469	32.449	333.3
14	1'41.211	20.882	32.331	15.494	32.504	334.3
15	1'40.986	21.048	32.310	15.355	32.273	334.3

**19th 37 Augusto FERNAND** GASGAS Factory Rac SPA  
Runs=3 Total laps=17 Full laps=13 Valid laps=13

1	3'51.754 P	20.884	52.641	25.408	1'01.483	
2	13'57.542	15.240	40.930	19.053	36.953	
3	1'54.321	23.819	37.549	17.362	35.591	328.2
4	1'47.236	22.408	34.320	16.203	34.305	332.3
5	1'43.025	21.682	33.210	15.608	32.525	332.3
6	1'41.492	21.378	32.389	15.414	32.311	333.3
7	1'41.124	21.198	32.340	15.453	32.133	330.2
8	1'40.649	21.055	32.183	15.279	32.132	331.2
9	1'40.503	21.125	32.113	15.257	32.008	331.2
10	1'46.302	24.312	33.743	15.719	32.528	333.3
11	1'40.329	21.010	32.098	15.230	31.991	332.3
12	1'40.203	21.003	32.002	15.240	31.958	330.2
13	1'42.763	21.659	33.577	15.442	32.085	331.2
14	1'40.336	21.148	32.010	15.238	31.940	339.6
15	1'57.290 P	20.991	32.231	16.046	48.022	336.4
16	4'19.999	14.383	38.541	16.295	33.663	
17	1'40.358	21.156	32.030	15.254	31.918	334.3

**20th 44 Poi ESPARGARO** GASGAS Factory Rac SPA  
Runs=3 Total laps=12 Full laps=8 Valid laps=8

1	3'21.436 P	16.919	49.706	24.718	55.589	
2	16'53.174	14.171	37.898	16.635	33.490	
3	1'46.493	21.858	34.628	16.975	33.032	336.4
4	1'41.062	21.149	32.244	15.455	32.214	338.5
5	1'40.614	20.683	32.127	15.348	32.456	337.5
6	1'42.922	20.933	33.899	15.602	32.488	334.3
7	2'03.888 P	20.823	37.681	16.470	48.914	338.5
8	9'43.963	15.717	36.965	16.257	32.935	
9	1'40.907	20.863	32.244	15.444	32.356	336.4
10	1'46.693	22.315	33.729	16.602	34.047	333.3
11	1'40.471	20.841	31.980	15.359	32.291	336.4
12	1'40.862	20.704	32.062	15.604	32.492	336.4

**21st 49 Fabio DI GIANNANT** Gresini Racing MotoG ITA  
Runs=4 Total laps=13 Full laps=7 Valid laps=9

1	2'37.337	17.376	45.761	21.432	41.268	
2	2'22.607 P	26.338	40.919*	20.257	55.093	318.5
3	11'24.779	14.707	35.675	16.864	34.158	
	unfinished	21.745				329.2
4	1'42.049	14.458	36.109	16.773	34.709	
5	1'44.614	21.725	33.880	15.995	33.014	327.2
6	1'42.885	21.290	32.977	15.813	32.805	330.2

**Fastest Lap:** Alex MARQUEZ Gresini Racing MotoG SPA **1'38.782** 20.525 31.514 15.160 31.583

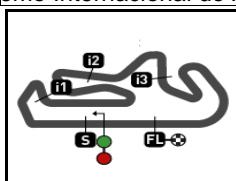
These data/results cannot be reproduced, stored and/or transmitted in whole or in part by any manner of electronic, mechanical, photocopying, recording, broadcasting or otherwise now known or herein after developed without the previous express consent by the copyright owner, except for reproduction in daily press and regular printed publications on sale to the public within 60 days of the event related to those data/results and always provided that copyright symbol appears together as follows below.  
© DORNA, 2023

Official MotoGP Timing by TISSOT  
www.motogp.com

Portimao, Friday, March 24, 2023

Page 4 of 4





4592 m.

# GRANDE PRÉMIO TISSOT DE PORTUGAL

## Practice Nr. 1

### Best Partial Times

# MotoGP™

*IT* Ideal Lap Time, sum of the best partial times

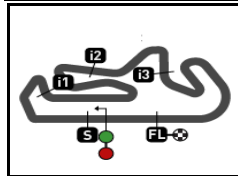
*BT* Best Lap Time

<b>T1</b>		<b>T2</b>		<b>T3</b>		<b>T4</b>						
Pos	Rider	Time	Rider	Time	Rider	Time	Rider	Time	Pos	Rider	IT	BT
1	M.BEZZECCHI	20.398	J.MIR	31.419	J.MIR	14.968	L.MARINI	31.578	1	J.MIR	1'38.691	1'38.827 (2)
2	L.MARINI	20.444	A.MARQUEZ	31.514	L.MARINI	15.068	A.MARQUEZ	31.583	2	L.MARINI	1'38.723	1'38.922 (3)
3	A.MARQUEZ	20.498	M.MARQUEZ	31.519	M.MARQUEZ	15.069	J.ZARCO	31.598	3	A.MARQUEZ	1'38.755	1'38.782 (1)
4	J.MIR	20.558	M.BEZZECCHI	31.563	J.ZARCO	15.085	M.BEZZECCHI	31.710	4	M.BEZZECCHI	1'38.807	1'39.018 (4)
5	F.QUARTARARO	20.575	J.MARTIN	31.598	J.MARTIN	15.098	M.VIÑALES	31.746	5	J.ZARCO	1'39.068	1'39.068 (5)
6	F.BAGNAIA	20.604	M.VIÑALES	31.618	F.BAGNAIA	15.122	J.MIR	31.746	6	M.VIÑALES	1'39.147	1'39.180 (6)
7	M.VIÑALES	20.621	L.MARINI	31.633	J.MILLER	15.126	F.QUARTARARO	31.762	7	J.MARTIN	1'39.164	1'39.206 (7)
8	F.MORBIDELLI	20.671	E.BASTIANINI	31.651	F.QUARTARARO	15.130	A.ESPARGARO	31.776	8	F.QUARTARAR	1'39.281	1'39.281 (8)
9	J.MARTIN	20.681	J.ZARCO	31.701	M.BEZZECCHI	15.136	J.MARTIN	31.787	9	M.MARQUEZ	1'39.283	1'39.537 (10)
10	E.BASTIANINI	20.683	F.BAGNAIA	31.710	A.MARQUEZ	15.160	A.RINS	31.842	10	F.BAGNAIA	1'39.416	1'39.475 (9)
11	P.ESPARGARO	20.683	F.MORBIDELLI	31.718	M.VIÑALES	15.162	J.MILLER	31.850	10	J.MILLER	1'39.416	1'39.558 (12)
12	J.ZARCO	20.684	J.MILLER	31.723	A.RINS	15.182	E.BASTIANINI	31.864	12	E.BASTIANINI	1'39.436	1'39.682 (15)
13	J.MILLER	20.717	M.OLIVEIRA	31.724	R.FERNANDEZ	15.202	M.MARQUEZ	31.885	13	F.MORBIDELLI	1'39.531	1'39.629 (14)
14	A.ESPARGARO	20.719	R.FERNANDEZ	31.790	A.ESPARGARO	15.208	A.FERNANDEZ	31.918	14	A.ESPARGAR	1'39.552	1'39.552 (11)
15	A.RINS	20.750	F.QUARTARARO	31.814	M.OLIVEIRA	15.221	F.MORBIDELLI	31.920	15	A.RINS	1'39.595	1'39.595 (13)
16	M.OLIVEIRA	20.751	A.RINS	31.821	F.MORBIDELLI	15.222	M.OLIVEIRA	31.965	16	M.OLIVEIRA	1'39.661	1'39.794 (16)
17	M.MARQUEZ	20.810	A.ESPARGARO	31.849	A.FERNANDEZ	15.230	T.NAKAGAMI	31.967	17	R.FERNANDEZ	1'39.852	1'39.894 (17)
18	R.FERNANDEZ	20.844	T.NAKAGAMI	31.898	E.BASTIANINI	15.238	F.BAGNAIA	31.980	18	T.NAKAGAMI	1'40.029	1'40.059 (18)
19	B.BINDER	20.882	P.ESPARGARO	31.980	T.NAKAGAMI	15.249	R.FERNANDEZ	32.016	19	A.FERNANDEZ	1'40.141	1'40.203 (19)
20	DI GIANNANTO	20.888	F.DI GIANNANTO	31.997	P.ESPARGARO	15.348	F.DI GIANNANTO	32.192	20	P.ESPARGAR	1'40.225	1'40.471 (20)
21	T.NAKAGAMI	20.915	A.FERNANDEZ	32.002	B.BINDER	15.355	P.ESPARGARO	32.214	21	F.DI GIANNAN	1'40.477	1'40.477 (21)
22	R.FERNANDEZ	20.991	B.BINDER	32.310	F.DI GIANNANTO	15.400	B.BINDER	32.273	22	B.BINDER	1'40.820	1'40.986 (22)

These data/results cannot be reproduced, stored and/or transmitted in whole or in part by any manner of electronic, mechanical, photocopying, recording, broadcasting or otherwise now known or herein after developed without the previous express consent by the copyright owner, except for reproduction in daily press and regular printed publications on sale to the public within 60 days of the event related to those data/results and always provided that copyright symbol appears together as follows below.  
© DORNA, 2023

Official MotoGP Timing by   
www.motogp.com






4592 m.

**GRANDE PRÉMIO TISSOT DE PORTUGAL**

**Practice Nr. 1**

**Fastest Laps Sequence**

<i>Practice Time</i>	 <i>Rider</i>	<i>Nation</i>	<i>Motorcycle</i>	<i>Time</i>	<i>Km/h</i>	<i>Rider's Lap</i>
<b>4'13.933</b>	<b>5 Johann ZARCO</b>	FRA	DUCATI	<b>1'54.483</b>	144.3	2
<b>6'07.906</b>	<b>10 Luca MARINI</b>	ITA	DUCATI	<b>1'53.818</b>	145.2	3
<b>7'59.578</b>	<b>72 Marco BEZZECCHI</b>	ITA	DUCATI	<b>1'49.000</b>	151.6	4
<b>14'31.737</b>	<b>43 Jack MILLER</b>	AUS	KTM	<b>1'46.120</b>	155.7	3
<b>15'32.016</b>	<b>10 Luca MARINI</b>	ITA	DUCATI	<b>1'44.840</b>	157.6	6
<b>16'15.055</b>	<b>43 Jack MILLER</b>	AUS	KTM	<b>1'43.318</b>	160.0	4
<b>17'56.950</b>	<b>43 Jack MILLER</b>	AUS	KTM	<b>1'41.895</b>	162.2	5
<b>19'38.470</b>	<b>43 Jack MILLER</b>	AUS	KTM	<b>1'41.520</b>	162.8	6
<b>20'10.532</b>	<b>89 Jorge MARTIN</b>	SPA	DUCATI	<b>1'40.396</b>	164.6	4
<b>21'49.895</b>	<b>93 Marc MARQUEZ</b>	SPA	HONDA	<b>1'40.348</b>	164.7	5
<b>21'50.351</b>	<b>89 Jorge MARTIN</b>	SPA	DUCATI	<b>1'39.819</b>	165.6	5
<b>25'09.651</b>	<b>73 Alex MARQUEZ</b>	SPA	DUCATI	<b>1'39.629</b>	165.9	7
<b>25'10.216</b>	<b>89 Jorge MARTIN</b>	SPA	DUCATI	<b>1'39.206</b>	166.6	7
<b>41'16.202</b>	<b>73 Alex MARQUEZ</b>	SPA	DUCATI	<b>1'38.782</b>	167.3	12

These data/results cannot be reproduced, stored and/or transmitted in whole or in part by any manner of electronic, mechanical, photocopying, recording, broadcasting or otherwise now known or herein after developed without the previous express consent by the copyright owner, except for reproduction in daily press and regular printed publications on sale to the public within 60 days of the event related to those data/results and always provided that copyright symbol appears together as follows below.

© DORNA, 2023

Official MotoGP Timing by **TISSOT**  
www.motogp.com



**Portimao, Friday, March 24, 2023**